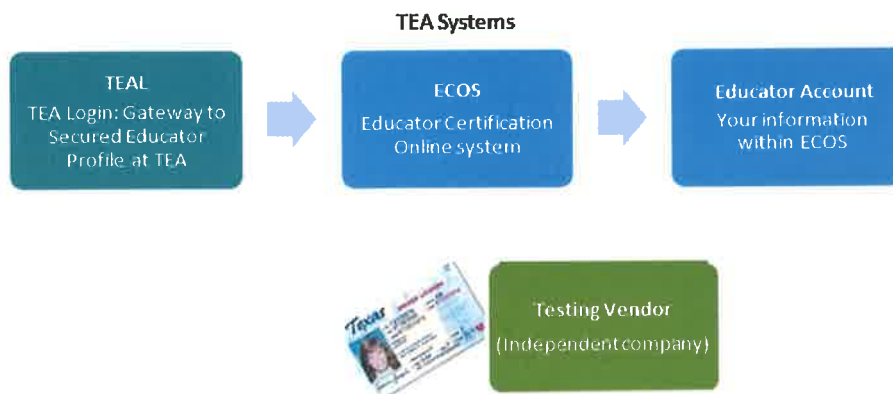


TEAL and ECOS Access Instructions for Educators

TEAL Login (TEAL) is the security gateway to Texas Education Agency (TEA) web resources. To access your Educator Account, you will need to setup up a TEAL account with access to your profile in the **Educator Certification Online System (ECOS)**.



IMPORTANT!!! Your name is used to connect all your records and is transmitted to the testing vendor. If your first and last names do not match **EXACTLY** on your Texas Driver's License/State ID card and on your Educator Certification profile, you will not be able to log in to your Educator Account or register for tests with the testing vendor. If your name has changed or differs between these sources, **STOP**, and follow the [Name Change instructions](#) on our website.

TEAL and ECOS Access Instructions for Educators

1. Go to the TEA website, tea.texas.gov, and click **ECOS for Educators** at the top of the main page.
2. On the next screen, click **Create a new TEAL account**.
3. Enter required information on the TEAL user information page. You must enter the name in TEAL as it exists on your Texas Driver's License/State ID card and on your Educator Certification. Do not use nicknames (example: "Bill" vs. "William") or other variations.

If your name has changed or differs between these sources, **STOP**, and follow the [Name Change instructions](#) on our website before completing your TEAL profile.

Also, capitalize the first letter of your first and last name and make the rest lower case. For example: Jane Doe; Not JANE DOE or jane doe.

First Name: Edward	Last Login Date:
Middle Name:	
Last Name: Texas	
Suffix: <input type="text"/> Generational, Academic, Professional (Jr, PhD, CPA)	
<hr/>	
* Email Address: edtexan@gmail.com	All notifications will be sent to this address.
* Verify Email: edtexan@gmail.com	
* Birth Month: 01	The month of birth (1-12)
* Birth Day: 01	The day of the month of birth (1-31)
Birth Year: 1975	YYYY

TEAL and ECOS Access Instructions for Educators

4. Select "Educator" for the Organization Type, enter the required information, and click **Submit**.

Organization Type: **Educator** The user's organization type.
[Click here for Organization Type descriptions](#)

Job Title: Teacher

Please enter the following information in order to search for an existing Educator account that belongs to you

IMPORTANT!
When setting up a new TEAL account, you must enter your name exactly as it appears on your state ID card. Existing educators: the first and last name entered here must match exactly with the name on your educator records, or you will not be able to access your educator account.

If your name has changed since you last accessed your records, STOP and follow our [name change instructions](#) before completing your account request.
Enter your SSN as nine (9) numeric characters only. Spaces, hyphens, slashes or any other special characters are not allowed.
If you do not have a social security number, STOP and [submit a request in our online help desk](#) with the subject line "Request a temporary file and TEA ID number." In your request, confirm that you do not have a social security number, include a daytime telephone number, and attach a copy of your state board ID and passport.

SSN or P number: *****
Confirm SSN or P number: ***** Please type the SSN or P number to confirm. Copy and Paste is not allowed.

OR

TEA ID:
Confirm TEA ID: Please type the TEA ID to confirm. Copy and Paste is not allowed.

AND

Birth year: 1975 YYYY
Confirm Birth Year: 1975 YYYY Please type the Birth Year to confirm. Copy and Paste is not allowed.

Phone Number: 512-222-1212 Must include area code.

Street Address: 1701 Congress Ave
City: Austin
Country: United States
State: Texas
Zip or Postal Code: 78701

Submit Cancel

5. Click **Submit**.

TEAL and ECOS Access Instructions for Educators

6. You will be prompted immediately to create a password. Your password must meet the TEAL security requirements listed on that page. Then, you will be prompted to set up answers to three security questions. The answers to your security questions will be used to reset your password.

Texas Education Agency

User and Access Management

Create Your New Password

NOTE: Passwords are case sensitive, so ensure that your CAPS lock is not set to On.

Make sure the password conforms to the TEAL password rules: Your password MUST

- Be 8-30 characters long
- Contain all the following
 - Letters - At least one letter
 - Numbers - At least one number
 - Special characters - At least one special character i.e. #, %, \$, or @
- Be different from your previous ten passwords
- Not contain variations of the word "password"
- Not repeat a character more than 2 times
- Not include your user name

Username: Edward.Texon

• New Password: Show Password

• Confirm Password: Show Password

Your security questions need to be set up or updated.

Please choose three security questions from below and provide answers. These questions are required and will be used to recover your password if you forget or lose it. These answers are confidential and will not be used for any other purpose.

Please be sure to note the exact answer, including punctuation, because the system needs the exact response to recover your password.

• Question 1: Select from list below...

• Question 1 Answer:

• Question 2: Select from list below...

• Question 2 Answer:

• Question 3: Select from list below...

• Question 3 Answer:

TEAL and ECOS Access Instructions for Educators

7. After completing the security questions, you will see the Self-Service menu on the left and the [View My Educator Certification Account](#) link with your TEA ID number. Click on the link.

If you do not see the [View My Educator Certification Account](#) link, complete the steps in the **Special Instructions** section.

Educator Certification Online System for Educators

Educator Certification Online System for external educator users

★ Please click the "View My Educator Certification Account" link below. Browsers supported: Internet Explorer 9, 10, and 11.

[View My Educator Certification Account](#)

TEA ID: 1234567

Clicking the [View My Educator Certification Account](#) link logs you into the Educator Certification Online System (ECOS) and brings up your [Educator Profile Setup](#) page. Verify your information and make any necessary changes. Click **Continue** at the bottom to save the changes.

SEE EXAMPLE NEXT PAGE

Main Menu

Application/Year Status

Fingerprint Status

Applications

View Certificates

View Examinations

Approved Programs

Change Address

Satisfaction Survey

Educator Profile Setup

***First Name:** Edward ***Gender:**

Middle Name: ***Date of Birth:** Month Day Year

***Last Name:** Texan ***Phone Number:**

Maiden Name: ***Ethnicity/Race:**

Sumc: ***Driver License #:**

***DL State:**

Your name must appear exactly as it appears on your valid state ID. The way your name appears in your profile is how your certificate will read.

For a change or correction of name, gender, or date of birth, please follow the name change instructions on the [TEA website](#)

***Mailing:**

United States and other US Territories **Foreign Address**

***Address:** 1701 N Congress Ave
includes your apartment, suite number OR PO Box, if applicable ***Address:**

***City:** Austin ***City or Locale:**

***State:** Texas **Province Abbreviation:** (if applicable)

***Zip Code:** 78701 - (12345-1234) ***Postal Code:**

Country: UNITED STATES ***Country:**

***Billing:** Check here if same as mailing

United States and other US Territories **Foreign Address**

***Address:**
includes your apartment, suite number OR PO Box, if applicable ***Address:**

***City:** ***City or Locale:**

***State:** Texas **Province Abbreviation:** (if applicable)

***Zip Code:** - (12345-1234) ***Postal Code:**

Country: UNITED STATES ***Country:**

Email and contact information is required. We use email as the primary method to communicate with you. Status changes, reminders and other actions pertaining to your credentials will be communicated to you with this email address.

You can update your email address in TEAL by selecting the "Exit ECOS" option at the top of this page, then selecting "Edit My User Information" on the left-hand side of the TEAL page under the Self-Service menu.

***Email:**

***Required Fields**

Release 4.4.25.0

Use the menu to access options in ECOS.

TEAL and ECOS Access Instructions for Educators

Main Menu
Application/Fee Status
Fingerprint Status
Applications
Standard Certificate Texas Program
Renew a Standard Certificate
Additional Certification by Examination
Intern Certificate Texas Program
Probationary Certificate Texas Program
Out-of-State Certified Applicants
Out-of-Country Certified Applicants
Educational Aide Certificate
Statement of Qualifications
View Certificates
View Examinations
Approved Programs
Change Address
Satisfaction Survey

Click options in the left menu to perform tasks such as renewing certification, or viewing or printing certificates.

MAIN MENU brings you to the home page where you can select an option on the far left side, below the tab.

APPLICATION/FEE STATUS – allows you to make the online payment if you previously submitted an application, but did not pay OR were not directed to the secure payment screens after submitting the online application to SBEC/TEA; this tab also allows you to view all previous E-commerce transactions and print payment confirmation receipts if needed.

FINGERPRINT STATUS – allows you to verify if your fingerprint status is complete.

APPLICATIONS – contains all the online Texas applications in the dropdown menu selection:

Standard Certificate Texas Program – application used by candidates in Texas educator preparation programs seeking initial certification and additional certification for Principal, Superintendent, School Counselor, School Librarian, Reading Specialist, Educational Diagnostician, and Master Teacher (Reading, Mathematics, Science, and Technology).

Renew a Standard Certificate – application used by all Texas educators needing to renew their five-year standard certificates (includes all areas of certification).

Additional Certification by Examination – application used by Texas educators already issued a lifetime provisional certificate in a classroom teaching area or five-year standard certificate holders with classroom teaching certificates.

Intern Certificate Texas Program – application used by candidates enrolled in Texas approved educator preparation programs (majority of applications submitted by alternative certification program candidates, but some traditional program candidates also eligible to apply with program approval and recommendation).

Probationary Certificate Texas Program – application used by candidates enrolled in Texas approved educator preparation programs (majority of applications submitted by alternative certification program candidates, but some traditional program candidates also eligible to apply with program approval and recommendation).

Out-of-State Certified Applicants – application used by educators with standard certificates in another state. Certified educators from other states can use this tab to apply for the review of credentials, one-year certificate, and five-year standard certificate.

Out-of-Country Certified Applicants – application used by educators certified in another country. Certified educators from other countries can use this tab to apply for the review of credentials, one-year certificate, and five-year standard certificate.

TEAL and ECOS Access Instructions for Educators

Educational Aide Certificate – application used by individuals seeking employment with a school district. Individuals should not apply unless directed to do so by employing district. Individuals use this application to apply for the initial educational aide certificate, but must also use this application and pay another fee if being recommended for a higher level of educational aide certificate by the employing district. This certificate can be issued at level I, II, or III.

Statement of Qualifications – document used by individuals seeking one of the Career and Technical Education Certificates requiring verification of work experience. The completed form should be taken to an approved Texas educator preparation program or in some instances, the employing school district.

VIEW CERTIFICATES allows you to view your online Texas certificate record.

Official Certificate – provides the full history of your certificate record. All certificates with a current, valid status will appear at the top of the online record. All other certificates with expired timeframes will appear at the bottom half of the online record. This format mirrors the information displayed when using the “Certificate Lookup” function from the main pages of the TEA website. To print the certificate, select **File**, then **Print** from the browser menu, or right-click on the certificate and select **Print**.

VIEW EXAMINATIONS – provides the full testing history and also confirms test approval status under the “Maintain Approved Exams” section.

APPROVED PROGRAMS – allows individuals to search for approved Texas educator preparation programs.

CHANGE ADDRESS – allows individuals to update the mailing address in their educator profile

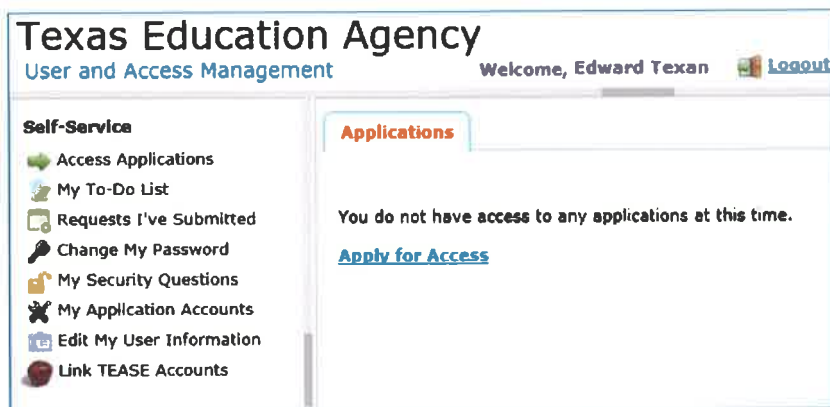
SATISFACTION SURVEY – provides individuals an opportunity to comment on services received from TEA.

TEAL and ECOS Access Instructions for Educators

Special Instructions: Access to Educator Certification Online System (ECOS) if Your Accounts Are Not Linked

Complete these steps only if you see the [Apply for Access](#) link instead of the [View My Educator Certification Account](#) link after logging on to TEAL.

1. From the Self-Service menu, click **My Application Accounts**.



Texas Education Agency
User and Access Management

Welcome, Edward Texan [Logout](#)

Self-Service

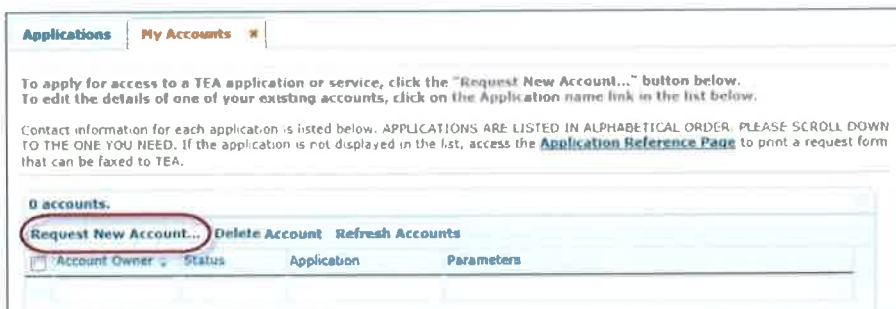
- Access Applications
- My To-Do List
- Requests I've Submitted
- Change My Password
- My Security Questions
- My Application Accounts
- Edit My User Information
- Link TEASE Accounts

Applications

You do not have access to any applications at this time.

[Apply for Access](#)

2. Then click **Request New Account**.



Applications **My Accounts** *

To apply for access to a TEA application or service, click the "Request New Account..." button below.
To edit the details of one of your existing accounts, click on the Application name link in the list below.

Contact information for each application is listed below. APPLICATIONS ARE LISTED IN ALPHABETICAL ORDER. PLEASE SCROLL DOWN TO THE ONE YOU NEED. If the application is not displayed in the list, access the [Application Reference Page](#) to print a request form that can be faxed to TEA.

0 accounts.

[Request New Account...](#) [Delete Account](#) [Refresh Accounts](#)

Account Owner	Status	Application	Parameters
---------------	--------	-------------	------------

TEAL and ECOS Access Instructions for Educators












Special Instructions: Access to Educator Certification Online System (ECOS) if Your Accounts Are Not Linked

3. Click on **ECOSEducator**

Request New Account

To request new access

1. Click the Application ID link OR
2. Double click the Application Name OR
3. Single click the Application Name and then click the "Go To Account Details Form" button

Application ID	Application Name	Contact	Details
BAT	Budget Analysis Tool	Email: Division of Budget and Planning (512-463-7115)	
BATMOD	Budget Modeling	Email: Division of Budget and Planning	
BPD	Business Partner Directory Administration		
CSIS	Charter Schools Tracking System	Email: Division of Charter School Administration (512-463-9575)	
CharterFirst	Charter FIRST	Email: Division of Financial Audits (512-463-9095)	
ECOSEducator	Educator Certification Online System for Educators		
ECOSEntities	Educator Certification Online System for Entities		
ETSAdmin	ECOS Testing Svcs (Test)	Email: Division of TEA Educator Certification (512-936-8400)	
IE	Time and Effort Reporting	Email: Anna Karпова (512-463-9511)	
IREx	Texas Records Exchange	Email: Texas Records Exchange (512-463-7246)	
ISDSPortal	Texas Student Data System Portal		

[Go To Account Details Form](#)

TEAL and ECOS Access Instructions for Educators

Special Instructions: Access to Educator Certification Online System (ECOS) if Your Accounts Are Not Linked

4. Enter the required information (so that TEAL can verify your Educator Certification in ECOS), and click **Create**.

Please enter the following information in order to search for an existing Educator account that belongs to you.

IMPORTANT!!!

When setting up a new TEAL account, you must enter your name exactly as it appears on your state ID card. Existing educators- the first and last name entered here must match exactly with the name on your educator records, or you will not be able to access your educator account.

If your name has changed since you last accessed your records, STOP and follow our [name change instructions](#) before completing your account request.

Enter your SSN as nine (9) numeric characters only. Spaces, hyphens, slashes or any other special characters are not allowed.

If you do not have a social security number, STOP and [submit a request in our online help desk](#) with the subject line "Request a temporary file and TEA ID number." In your request, confirm that you do not have a social security number, include a daytime telephone number, and attach a copy of your state issued ID and passport.

SSN or P number:	<input type="text"/>	
Confirm SSN or P number:	<input type="text"/>	Please type the SSN or P number to confirm. Copy and Paste is not allowed.
OR		
TEA ID:	<input type="text"/>	
Confirm TEA ID:	<input type="text"/>	Please type the TEA ID to confirm. Copy and Paste is not allowed.

AND

* Birth Year:	<input type="text"/>	YYYY
Confirm Birth Year:	<input type="text"/>	YYYY Please type the Birth Year to confirm. Copy and Paste is not allowed.

The system displays confirmation in green.

(If an error message is displayed, you may have a name mismatch. Please review the [Name Change instructions](#) on our website. Your TEAL access name and the name on your certification/ECOS account and Texas Driver's License/State ID must match exactly.)

✓ Your request was successfully submitted.

TEAL and ECOS Access Instructions for Educators

Special Instructions: Access to Educator Certification Online System (ECOS) if Your Accounts Are Not Linked

5. Click **Cancel** at the bottom of the page or click the "x" on the tab to close the **My Accounts** tab.

Applications **My Accounts** x

✓ Your request was successfully submitted. x

Please enter the following information in order to search for an existing Educator account that belongs to you.

IMPORTANT!!
When setting up a new TEAL account, you must enter your name exactly as it appears on your state ID card. Existing educators- the first and last name entered here must match exactly with the name on your educator records, or you will not be able to access your educator account.

If your name has changed since you last accessed your records, STOP and follow our [name change instructions](#) before completing your account request.
Enter your SSN as nine (9) numeric characters only. Spaces, hyphens, slashes or any other special characters are not allowed.

If you do not have a social security number, STOP and [submit a request in our online help desk](#) with the subject line "Request a temporary file and TEA ID number." In your request, confirm that you do not have a social security number, include a daytime telephone number, and attach a copy of your state issued ID and passport.

SSN or P number:

Confirm SSN or P number: Please type the SSN or P number to confirm. Copy and Paste is not allowed.

OR

TEA ID:

Confirm TEA ID: Please type the TEA ID to confirm. Copy and Paste is not allowed.

AND

* Birth Year:

Confirm Birth Year: Please type the Birth Year to confirm. Copy and Paste is not allowed.

Cancel

TEAL and ECOS Access Instructions for Educators

Special Instructions: Access to Educator Certification Online System (ECOS) if Your Accounts Are Not Linked

6. You should now see the [View My Educator Certification Account](#) link to your account with your TEA ID number underneath. Click this link.

If you do not see the [View My Educator Certification Account](#) link, click the **Refresh Links** icon.

Educator Certification Online System for Educators

Educator Certification Online System for external educator users

🌟 Please click the "View My Educator Certification Account" link below. Browsers supported: Internet Explorer 9, 10, and 11.

[View My Educator Certification Account](#)

TEA ID:1234567



Refresh Links

Clicking the [View My Educator Certification Account](#) link logs you into ECOS and brings up your Educator Profile Setup page. Verify your information and make any necessary changes. Click **Continue** at the bottom to save the changes.

SEE EXAMPLE NEXT PAGE

Main Menu

Application/Tee Status

Fingerprint Status

Applications

View Certificates

View Examinations

Approved Programs

Change Address

Satisfaction Survey

Educator Profile Setup

***First Name:** Edward

***Gender:**

Middle Name:

***Date of Birth:** Month Day Year

***Last Name:** Texan

***Phone Number:**

Maiden Name:

***Ethnicity/Race:** [Select/Update Ethnicity](#)

Suffix:

***Driver License #:**

***DL State:**

Your name must appear exactly as it appears on your valid state ID. The way your name appears in your profile is how your certificate will read.

For a change or correction of name, gender, or date of birth, please follow the name change instructions on the [TEA website](#).

***Mailing:**

United States and other US Territories **Foreign Address**

***Address:** 1701 N Congress Ave
Include your apartment, suite number OR PO Box, if applicable

***City:** Austin

***State:** Texas

***Zip Code:** 78701 - (12345-1234)

Country: UNITED STATES

***Address:**

***City or Locale:**

Province Abbreviation: (if applicable)

***Postal Code:**

***Country:**

***Billing:** **Check here if same as mailing**

United States and other US Territories **Foreign Address**

***Address:**
Include your apartment, suite number OR PO Box, if applicable

***City:**

***State:** Texas

***Zip Code:** - (12345-1234)

Country: UNITED STATES

***City or Locale:**

Province Abbreviation: (if applicable)

***Postal Code:**

***Country:**

Email and contact information is required. We use email as the primary method to communicate with you. Status changes, reminders and other actions pertaining to your credentials will be communicated to you with this email address.

You can update your email address in TEAL by selecting the "Exit ECOS" option at the top of this page, then selecting "Edit my User Information" on the left-hand side of the TEAL page under the Self-Service menu.

***Email:** @email.com

***Required Fields**

Continue

Use the menu to access options in ECOS.

TEAL and ECOS Access Instructions for Educators

Click options in the left menu to perform tasks such as renewing certification, or viewing or printing certificates.

MAIN MENU brings you to the home page where you can select an option on the far left side, below the tab.

APPLICATION/FEE STATUS – allows you to make the online payment if you previously submitted an application, but did not pay OR were not directed to the secure payment screens after submitting the online application to SBEC/TEA; this tab also allows you to view all previous E-commerce transactions and print payment confirmation receipts if needed.

FINGERPRINT STATUS – allows you to verify if your fingerprint status is complete.

APPLICATIONS – contains all of the online Texas applications in the dropdown menu selection:

Standard Certificate Texas Program – application used by candidates in Texas educator preparation programs seeking initial certification and additional certification for Principal, Superintendent, School Counselor, School Librarian, Reading Specialist, Educational Diagnostician, and Master Teacher (Reading, Mathematics, Science, and Technology).

Renew a Standard Certificate – application used by all Texas educators needing to renew their five-year standard certificates (includes all areas of certification).

Additional Certification by Examination – application used by Texas educators already issued a lifetime provisional certificate in a classroom teaching area or five-year standard certificate holders with classroom teaching certificates.

Intern Certificate Texas Program – application used by candidates enrolled in Texas approved educator preparation programs (majority of applications submitted by alternative certification program candidates, but some traditional program candidates also eligible to apply with program approval and recommendation).

Probationary Certificate Texas Program – application used by candidates enrolled in Texas approved educator preparation programs (majority of applications submitted by alternative certification program candidates, but some traditional program candidates also eligible to apply with program approval and recommendation).

Out-of-State Certified Applicants – application used by educators with standard certificates in another state. Certified educators from other states can use this tab to apply for the review of credentials, one-year certificate, and five-year standard certificate.

Out-of-Country Certified Applicants – application used by educators certified in another country. Certified educators from other countries can use this tab to apply for the review of credentials, one-year certificate, and five-year standard certificate.



TEAL and ECOS Access Instructions for Educators

Educational Aide Certificate – application used by individuals seeking employment with a school district. Individuals should not apply unless directed to do so by employing district. Individuals use this application to apply for the initial educational aide certificate, but must also use this application and pay another fee if being recommended for a higher level of educational aide certificate by the employing district. This certificate can be issued at level I, II, or III.

Statement of Qualifications – document used by individuals seeking one of the Career and Technical Education Certificates requiring verification of work experience. The completed form should be taken to an approved Texas educator preparation program or in some instances, the employing school district.

VIEW CERTIFICATES – allows you to view your online Texas certificate record.

Official Certificate – provides the full history of your certificate record. All certificates with a current, valid status will appear at the top of the online record. All other certificates with expired timeframes will appear at the bottom half of the online record. This format mirrors the information displayed when using the “Certificate Lookup” function from the main pages of the TEA website. To print the certificate, select **File**, then **Print** from the browser menu, or right-click on the certificate and select **Print**.

VIEW EXAMINATIONS – provides the full testing history and also confirms test approval status under the “Maintain Approved Exams” section.

APPROVED PROGRAMS – allows individuals to search for approved Texas educator preparation programs.

CHANGE ADDRESS – allows individuals to update the mailing address in their educator profile

SATISFACTION SURVEY – provides individuals an opportunity to comment on services received from TEA.